



INSTRUCTIONS:

Revision E

DISASSEMBLY

1. Remove hinge pin by inserting the punch tool into the hole on the right side of the pedal and tapping the pin out with the hammer.
2. Remove the orange brace from the main housing assembly and set aside the compression spring.
3. Using a Philips screwdriver disassemble the orange brace by removing the 4 mounting screws.
4. Remove the magnet and circular disc and set aside

CAUTION!

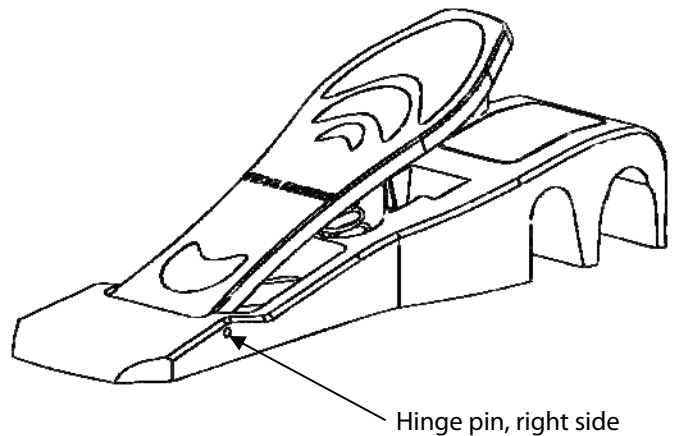
This is the most difficult step. If the magnet and disc do not come out easily, you may have to use the flathead screwdriver to pry the parts out of the old plastic pedal. As a result you may disfigure the old plastic pedal, but that is OK. Once installed, you will never go back to the old pedal.

5. Remove both rubber grommets and set aside, you can either use a screw driver to pry the bottom or take a plier and with a twisting motion remove it from the old pedal.
6. Trim all excess material from the base of the rubber grommets until the bottom is flat and set aside.

NOTE: LOCATION OF YOUR MAGNET

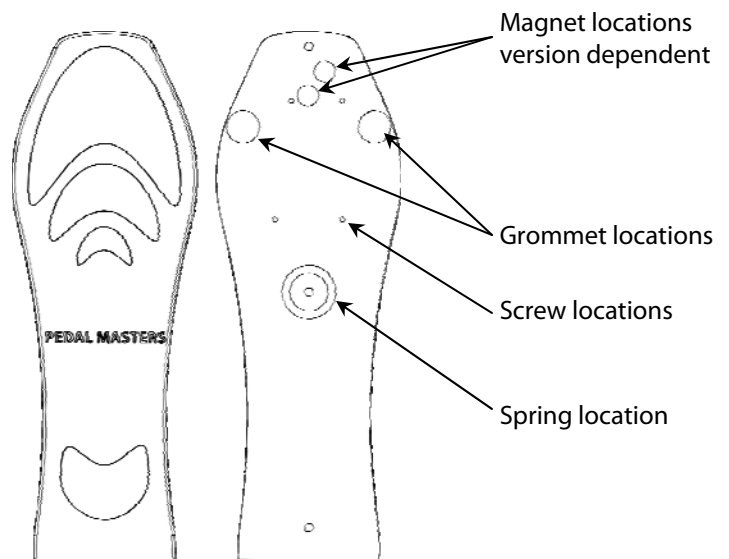
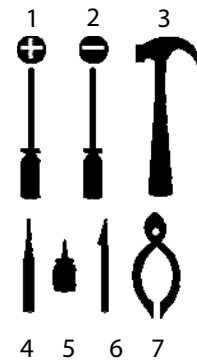
ASSEMBLY

1. Apply superglue to the bottom of each rubber grommet and firmly press into the 2 counter bores located on the rear of the pedal as shown to the right. Let sit for ~5 mins.
2. Apply superglue to one side of the metal disc and insert into the magnet location.
3. Install the magnet, it should be attracted to the metal disc.
4. Install the orange brace using the 4 supplied screws and washers. If your brace comes in 2 pieces, you can discard the smaller oval piece. If it is 1 piece, you must remove the oval piece from the main brace body by carefully cutting or sawing using a metal hand saw (small teeth) or a Exacto knife the protruding oval piece flush. **DO NOT USE THE ORIGINAL SCREWS AND BE CAREFUL NOT TO OVERTIGHTEN**
5. Install the spring.
6. Align the hinge pin hole and insert the hinge pin from the left side and tap into place using a hammer.



RECOMMENDED TOOLS:

1. Screw driver philips
2. Screw driver flathead
3. Hammer
4. Punch
5. Superglue
6. Exacto Knife or razor
7. Pliers



PedalMasters is a registered trademark of Reworxx LLC
1000 Turk Hill Road Suite 205
Fairport, NY 14450 USA

www.pedalmasters.com



LIMITED LIFETIME WARRANTY

REWORXX LLC warrants only to the original purchaser of this product from a Reworxx LLC authorized reseller or distributor that this product will be free from defects in material and workmanship under normal use and service. Reworxx LLC reserves the right, before having any obligation under this limited warranty, to inspect the damaged Reworxx LLC product, and all costs of shipping the Reworxx LLC product to Reworxx LLC for inspection shall be borne solely by the purchaser. In order to recover under this limited warranty, Purchaser must make claim to Reworxx LLC within 60 days of occurrence, and must present acceptable proof of original ownership (such as original receipt, warranty card registration, on-line registration, or other documentation Reworxx LLC deems acceptable) for the product. REWORXX LLC, at its option, shall repair or replace the defective unit covered by this warranty. Please retain the dated sales receipt as evidence of the original purchaser's date of purchase. You will need it for any warranty service. In order to keep this limited warranty in effect, the product must have been handled and used as prescribed in the instructions accompanying this warranty. This limited warranty does not cover any damage due to accident, misuse, abuse or negligence. This limited warranty is valid only if the product is used with the equipment specified on the product box. Please check product box for details or call REWORXX LLC customer support. This limited warranty is non-transferable and does not apply to any purchaser who bought the product from a reseller or distributor not authorized by Reworxx LLC, including but not limited to purchases from internet auction sites. This warranty does not affect any other legal rights you may have by operation of law. Contact REWORXX LLC at 1000 Turk Hill Road Suite 205, FAIRPORT, NY 14450 USA for warranty service procedures or at www.pedalmasters.com.

DISCLAIMER OF WARRANTY

EXCEPT FOR THE LIMITED WARRANTY PROVIDED HEREIN, TO THE EXTENT PERMITTED BY LAW, REWORXX LLC DISCLAIMS ALL WARRANTIES, EXPRESS OR IMPLIED, INCLUDING ALL WARRANTIES OF MERCHANTABILITY AND/OR FITNESS FOR A PARTICULAR PURPOSE. TO THE EXTENT THAT ANY IMPLIED WARRANTIES MAY NONETHELESS EXIST BY OPERATION OF LAW, ANY SUCH WARRANTIES ARE LIMITED TO THE DURATION OF THIS WARRANTY. SOME STATES/PROVINCES DO NOT ALLOW LIMITATIONS ON HOW LONG AN IMPLIED WARRANTY LASTS, SO THE ABOVE LIMITATIONS MAYNOT APPLY TO YOU.

LIMITATION OF LIABILITY

REPAIR OR REPLACEMENT OF THIS PRODUCT, AS PROVIDED HEREIN, IS YOUR EXCLUSIVE REMEDY. REWORXX LLC SHALL NOT BE LIABLE FOR ANY SPECIAL, INCIDENTAL OR CONSEQUENTIAL DAMAGES, INCLUDING, BUT NOT LIMITED TO, LOST REVENUES, LOST PROFITS, LOSS OF USE OF SOFTWARE, LOSS OR RECOVERY OF DATA, RENTAL OF REPLACEMENT EQUIPMENT, DOWNTIME, DAMAGE TO PROPERTY, AND THIRD-PARTY CLAIMS, ARISING OUT OF ANY THEORY OF RECOVERY, INCLUDING WARRANTY, CONTRACT, STATUTORY OR TORT. NOTWITHSTANDING THE TERM OF ANY LIMITED WARRANTY OR ANY WARRANTY IMPLIED BY LAW, OR IN THE EVENT THAT ANY LIMITED WARRANTY FAILS OF ITS ESSENTIAL PURPOSE, IN NO EVENT WILL REWORXX LLC'S ENTIRE LIABILITY EXCEED THE PURCHASE PRICE OF THIS PRODUCT. SOME STATES/PROVINCES DO NOT ALLOW THE EXCLUSION OR LIMITATION OF INCIDENTAL OR CONSEQUENTIAL DAMAGES, SO THE ABOVE LIMITATION OR EXCLUSION MAYNOT APPLY TO YOU. THIS WARRANTY GIVES YOU SPECIFIC LEGAL RIGHTS AND YOU MAY ALSO HAVE OTHER RIGHTS THAT VARY FROM STATE TO STATE AND PROVINCE TO PROVINCE.